

CARE AND MAINTENANCE LACQUERED / UV LACQUERED

Whiteriver
wood for living

LACQUERED / UV LACQUERED

Prefinished floors are among the easiest floors to care for. The finish consists of resistant, UV-hardened acrylic lacquer. It is formaldehyde-free and environmentally friendly. As with all floor finishes eventually the surface will wear down and require refinishing. To prolong the lifespan of the floor it is important to use the recommended maintenance products below as it provides ongoing protection to the floor surface.

Higher traffic / heavier use areas will require more frequent use of the Wash Care and Refresher to extend the lifetime of the surface. The floor should be reviewed regularly and maintained for signs of excessive wear and appropriate action should be taken to avoid deterioration of the finish. If there are other building works taking place after installation the floor should be covered to protect the finish.

Everyday Cleaning



Saicos Ecoline Wash Care

Available in 1l / 5l

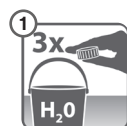
Application with Saicos Ecoline Maintenance Set

Wash Care Concentrate removes normal dirt of all wipeable surfaces gently and thoroughly.

Fields of application:

For all wooden and cork floors with lacquered surface as well as PVC, laminate and linoleum floors.

Recommended application:



- > Dilute the concentrate with water (3 caps with approx. 5 l of water).



- > We recommend the application with SAICOS Ecoline Maintenance Set.



- > Make sure that the wiping cloth is wrung out carefully to ensure damp cleaning.
- > Wipe dry if required.



- > Please consider our current technical data sheets.

Periodic Cleaning



Saicos Ecoline Magic Cleaner

Available in 1l Concentrated / 1l Ready to use spray

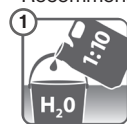
Application with Saicos Ecoline Maintenance Set

Ecoline Magic Cleaner Concentrate cleans quickly and intensively all heavily soiled and worn surfaces.

Fields of application:

Intensive cleaning of all lacquered surfaces as well as laminate, PVC and linoleum. Easy removal of nicotine, grease and dirt films in bathroom and kitchen.

Recommended application:



- > Dilute the concentrate 1:10 with water (e.g. 0.5 l with 5 l of water).
- > Put the dilution evenly onto the surface with Ecoline Maintenance Set.



- > Do not pour onto the surface and do not leave any puddles.
- > Allow to absorb for 5 - 20 minutes.
- > Re-treat dried areas during this time.



- > Remove any loosened dirt thoroughly with a damp Ecoline Maintenance-Set.
- > Wipe 2 - 3 times with fresh water and a damp cloth. Wipe dry.



- > Repeat the application if necessary.
- > Please consider our current technical data sheets.

Periodic Regeneration



Saicos Ecoline Refresher

Available in 1l

Application with Saicos Ecoline Maintenance Set

Ecoline Refresher Concentrate maintains and regenerates lacquered surfaces.

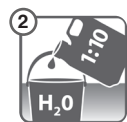
Fields of application:

Especially for lacquered wood flooring and bamboo as well as PVC- & linoleum floors. Also well suited for furniture and other interior wood (lacquered surfaces).

Recommended application:



- > Clean the surfaces to be treated with Ecoline Wash Care.



- > Dilute Ecoline Refresher Concentrate 1:10 with water (e.g. 0.5 l with 5 l of water).



- > Spread evenly onto the surface with Ecoline Maintenance Set.



- > Allow to dry.
- > Please consider our current technical data sheets.

CARE AND MAINTENANCE

LACQUERED / UV LACQUERED

Room Conditions

Timber likes pleasant room conditions similar to humans; a room temperature of 20°C and humidity of about 50%. A humidity controller may be required. All rooms, which have timber flooring, should ideally be maintained at the above.

RECOMMENDED FREQUENCY OF FLOOR MAINTENANCE			
	Ecoline Wash Care	Ecoline Magic Cleaner	Ecoline Refresher
Intensity of use	Everyday Cleaning	Periodic Cleaning	Periodic Regeneration
Floors in rooms which are not intensively used, e.g. living rooms, bedrooms	Every 5-7 days	Every 6-12 months	As required following visual inspection
Floors in areas which are used with average intensity, e.g. stairs, corridors, office spaces	Every 3-5 days	Every 3-6 months	As required following visual inspection
Floors in places which are intensively used, e.g. restaurants, shops, schools	Every 1-3 days	1-2 times per month	As required following visual inspection

IMPORTANT: The floor should be cared for using only agents intended for this purpose.



Protecting your floor

To preserve quality and beauty of your floor the following guidelines should be followed.

- Use protective pads and castor cups under chairs and furniture legs. Use good quality polycarbonate mats under wheeled office chairs.
- We recommend that good quality entrance barrier mats are used at all external entrances to the flooring to collect grit and moisture from the underside of footwear.
- Never use a rubber mat, with Styrofoam or plastic backing.
- For moving heavy furniture place a piece of carpet face down between the legs and the flooring and pull on the carpet to move the furniture.
- We would advise that during installation / other building works that the floor is covered with a heavy duty breathable floor protection roll / sheets to protect the floor.
- Do not apply adhesive / decorators tape directly to the floor.

In the event of a proven manufacturing defect, the companies or sellers total liability shall under no circumstances exceed the value of the defective product. The company or seller shall not in any way be responsible for any additional consequential costs or losses. If you are unclear regarding any of the above instructions, contact your local supplier.